



## Modular Cooking Range Line 700XP Half Module Gas Grill Top - Town Gas

ITEM # \_\_\_\_\_  
MODEL # \_\_\_\_\_  
NAME # \_\_\_\_\_  
SIS # \_\_\_\_\_  
AIA # \_\_\_\_\_



371243 (E7GRTDGC0P)

Half module gas PowerGrill  
Top - HP - town gas

### Short Form Specification

#### Item No. \_\_\_\_\_

To be installed on open base installations, bridging supports or cantilever systems. High efficiency 7 kW stainless steel gas burners with flame failure device, optimized combustion and protected pilot light. Suitable for town gas. Cooking surface grids in enameled cast iron, easily removable for cleaning. Exterior panels in stainless steel with Scotch Brite finish. One piece pressed work top in 1.5 mm thick stainless steel. Right-angled side edges to allow flush-fitting junction between units.

### Main Features

- Unit to be mounted on open base cupboards, bridging supports or cantilever systems.
- Stainless steel burners with flame failure device, optimized combustion and protected pilot light.
- AISI 441 stainless steel deflective shields located below the radiants prevent burners from clogging, minimize flare ups and ensure even heat distribution (PATENT US9591947B2 and related family).
- Dishwasher-safe radiants removable without the use of tools to facilitate cleaning.
- Stainless steel high splash guards on the rear and sides of cooking surface. Splash guards can be easily removed for cleaning and are dishwasher-safe.
- Extractable full-depth grease collection drawer to accumulate excess grease and oil.
- Cooking grids made in highly resistant enameled cast iron for easy cleaning.
- Suitable for countertop installation.

### Construction

- All exterior panels in Stainless Steel with Scotch Brite finishing.
- One piece pressed 1.5 mm work top in Stainless steel.
- Model has right-angled side edges to allow flush fitting joints between units, eliminating gaps and possible dirt traps.
- IPx4 water protection.

APPROVAL: \_\_\_\_\_



Experience the Excellence  
[www.electroluxprofessional.com](http://www.electroluxprofessional.com)

**Optional Accessories**

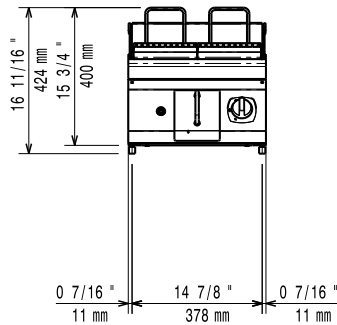
• Junction sealing kit	PNC 206086	<input type="checkbox"/>
• Support for bridge type installation, 800mm	PNC 206137	<input type="checkbox"/>
• Support for bridge type installation, 1000mm	PNC 206138	<input type="checkbox"/>
• Support for bridge type installation, 1200mm	PNC 206139	<input type="checkbox"/>
• Support for bridge type installation, 1600mm	PNC 206141	<input type="checkbox"/>
• Support for bridge type installation, 400mm	PNC 206154	<input type="checkbox"/>
• Right and left side handrails	PNC 206307	<input type="checkbox"/>
• Back handrail 800 mm	PNC 206308	<input type="checkbox"/>
• Scraper kit with hooks for HP grills	PNC 206347	<input type="checkbox"/>
• Base support for feet or wheels - 400mm (700/900)	PNC 206366	<input type="checkbox"/>
• Base support for feet or wheels - 800mm (700/900)	PNC 206367	<input type="checkbox"/>
• Frontal handrail, 400mm	PNC 216046	<input type="checkbox"/>
• Frontal handrail, 800mm	PNC 216047	<input type="checkbox"/>
• Frontal handrail, 1200mm	PNC 216049	<input type="checkbox"/>
• Frontal handrail, 1600mm	PNC 216050	<input type="checkbox"/>
• Large handrail - portioning shelf, 400mm	PNC 216185	<input type="checkbox"/>
• 2 side covering panels for top appliances	PNC 216277	<input type="checkbox"/>



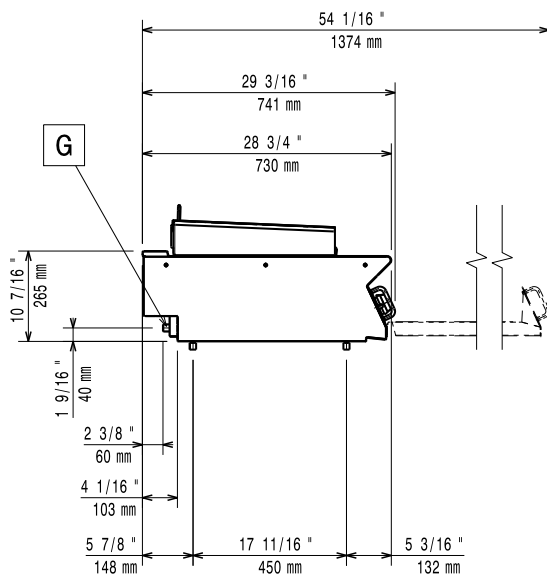
**Electrolux**  
PROFESSIONAL

## Modular Cooking Range Line 700XP Half Module Gas Grill Top - Town Gas

Front

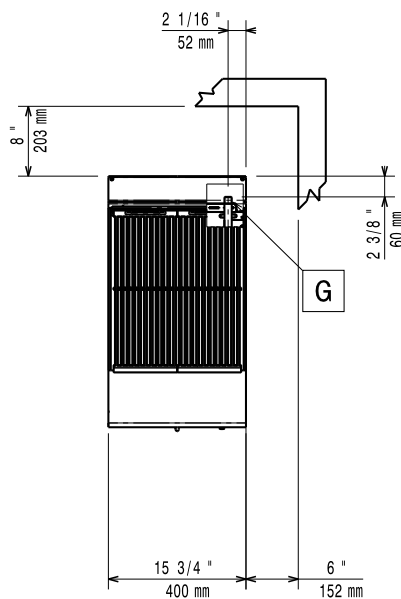


Side



EQ = Equipotential screw  
G = Gas connection

Top



### Gas

Gas Power:	7 kW
Standard gas delivery:	Natural Gas G20 (20mbar)
Gas Type Option:	
Gas Inlet:	1/2"

### Key Information:

If appliance is set up or next to or against temperature sensitive furniture or similar, a safety gap of approximately 150 mm should be maintained or some form of heat insulation fitted.

Net weight:	32 kg
Shipping weight:	42 kg
Shipping height:	540 mm
Shipping width:	600 mm
Shipping depth:	700 mm
Shipping volume:	0.23 m <sup>3</sup>
Certification group:	N7EGG
Cooking surface width:	371 mm
Cooking surface depth:	472 mm



Modular Cooking Range Line  
700XP Half Module Gas Grill Top - Town Gas

The company reserves the right to make modifications to the products without prior notice. All information correct at time of printing.

2026.02.09